













- 트랙 폭 : 1.550 m 표준 트랙
- 붐 : 2.5 m
- 암 : 1.3 m
- 버켓 : 장착 안함
- 카운터웨이트 : 762 kg
- 슈 : 300 mm (Rubber)
- 도저 : 도저 상승
-  : 전방 자세
-  : 측방 또는 360 선회 자세
- 단위 : 1,000 kg (1,000 lb)

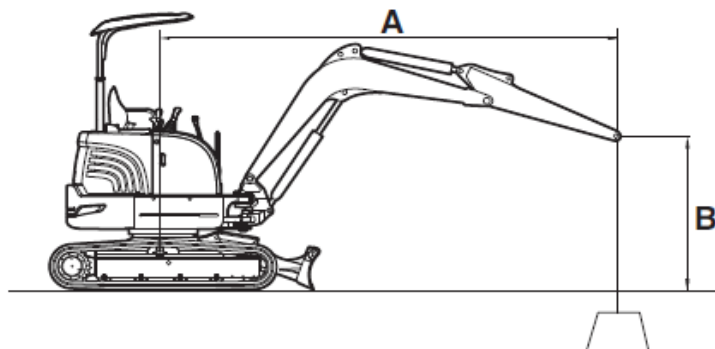
DS1702885



그림 6

METRIC

1,000 kg

A (m) \ B (m)	1		2		3		4		MAX. REACH		
											A (m)
4					* 0.79	0.69			* 0.84	0.62	3.18
3					* 0.74	0.69	0.61	0.43	0.60	0.42	4.05
2					0.94	0.65	0.60	0.42	0.50	0.35	4.47
1					0.88	0.60	0.58	0.40	0.47	0.33	4.59
0			* 1.39	1.00	0.85	0.56	0.57	0.39	0.49	0.34	4.44
-1	* 1.93	* 1.93	1.64	1.02	0.85	0.57			0.58	0.40	3.99
-2	* 3.30	* 3.30	1.70	1.07	0.89	0.60			0.87	0.59	3.04













- 트랙 폭 : 1.550 m 표준 트랙
- 붐 : 2.5 m
- 암 : 1.3 m
- 버켓 : 장착 안함
- 카운터웨이트 : 762 kg
- 슈 : 300 mm (Rubber)
- 도저 : 도저 하강
-  : 전방 자세
-  : 측방 또는 360 선회 자세
- 단위 : 1,000 kg (1,000 lb)

DS1702886

그림 5

METRIC

1,000 kg

A (m) \ B (m)	1		2		3		4		MAX. REACH		A (m)
											
4					* 0.79	* 0.79			* 0.84	* 0.84	3.18
3					* 0.74	* 0.74	* 0.81	0.66	* 0.75	0.64	4.05
2					* 0.99	* 0.99	* 0.85	0.65	* 0.72	0.54	4.47
1					* 1.34	0.95	* 0.97	0.63	* 0.76	0.51	4.59
0			* 1.39	* 1.39	* 1.53	0.91	* 1.05	0.61	* 0.86	0.53	4.44
-1	* 1.93	* 1.93	* 2.51	1.76	* 1.48	0.91			* 0.96	0.62	3.99
-2	* 3.30	* 3.30	* 1.77	* 1.77	* 1.00	0.95			* 0.96	0.94	3.04