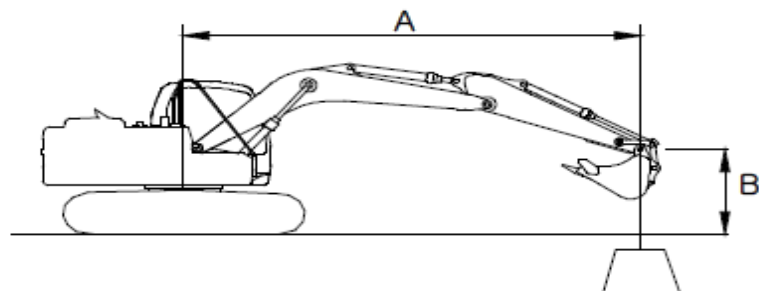


4.6M 붐 & 2.5M 암 & 0.51^{m³} 버킷

DX140LC



TRACK WIDTH : 2.6m (8' 6")
 BOOM : 4.6m (15' 1")
 ARM : 2.5m (8' 2")
 BUCKET : SAE 0.51^{m³} (CECE 0.45^{m³}) heaped
 SHOE : 600mm (24")
 COUNTER WEIGHT : 2200 kg (4850 lb)
 UNIT : 1000 kg (1000 lb)



: RATING OVER FRONT



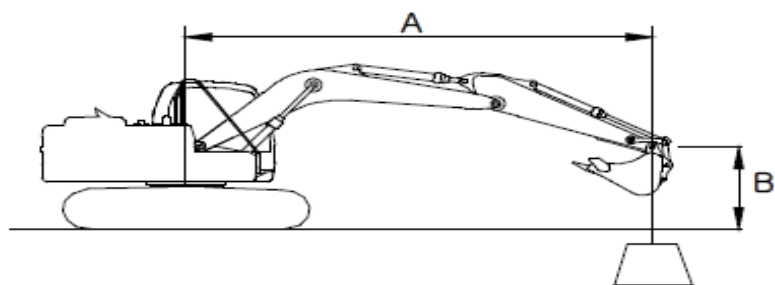
: RATING OVER SIDE OR 360 degree

METRIC

A(m) B(m)	2		3		4		5	
7					*3.73	*3.73		
6					*3.39	*3.39	*3.59	2.92
5					*3.61	*3.61	*3.72	2.94
4			*4.25	*4.25	*4.31	4.22	*4.05	2.92
3					*5.38	4.11	*4.61	2.87
2					*6.57	3.99	4.55	2.80
1					6.52	3.88	4.48	2.75
0(GROUND)					6.45	3.82	4.44	2.70
-1			*6.07	6.04	6.42	3.79	4.41	2.68
-2	*5.42	*5.42	*9.89	6.08	6.43	3.80	4.42	2.69
-3	*9.35	*9.35	*9.47	6.15	6.47	3.84	4.46	2.72
-4			*7.27	6.27	*5.01	3.94		

4.6M 붐 & 2.5M 암 & 0.51^{m³} 버킷

DX140LC



TRACK WIDTH : 2.6m (8' 6")
 BOOM : 4.6m (15' 1")
 ARM : 2.5m (8' 2")
 BUCKET : SAE 0.51^{m³} (CECE 0.45^{m³}) heaped
 SHOE : 600mm (24")
 COUNTER WEIGHT : 2200 kg (4850 lb)
 UNIT : 1000 kg (1000 lb)



: RATING OVER FRONT



: RATING OVER SIDE OR 360 degree

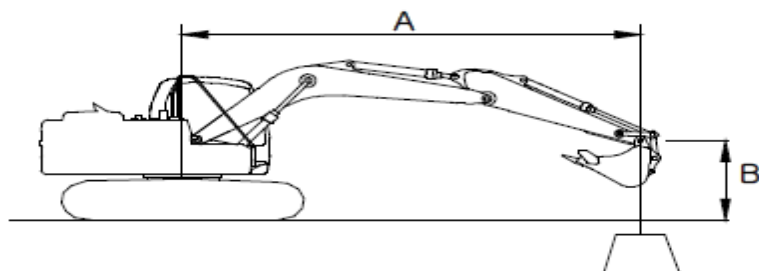
METRIC

A(m) B(m)	6		MAX. REACH		
					A(m)
7			*2.88	*2.88	4.24
6			*2.45	*2.45	5.32
5	*2.57	2.11	*2.25	2.08	6.04
4	3.42	2.13	*2.17	1.81	6.53
3	3.40	2.11	*2.16	1.66	6.83
2	3.37	2.08	*2.20	1.59	6.98
1	3.33	2.05	*2.29	1.58	6.97
0(GROUND)	3.31	2.03	*2.45	1.64	6.82
-1	3.30	2.02	*2.71	1.77	6.51
-2	3.31	2.03	*3.13	2.03	6.01
-3			4.15	2.54	5.24
-4			*4.55	3.74	4.14
-5			*2.88	*2.88	4.24

4.6M 붐 & 2.5M 암 & 0.51^{m³}버킷 & Dozer

DX140LC

- OPTION 4.6m Boom, 2.5m Arm, 600mm Shoe, Dozer Blade (1/2)



TRACK WIDTH : 2.6m (8' 6")
 BLADE WIDTH : 2.6m (8' 6")
 BOOM : 4.6m (15' 1")
 ARM : 2.5m (8' 2")
 BUCKET : SAE 0.51^{m³} (CECE 0.45^{m³}) heaped
 SHOE : 600mm (24")
 COUNTER WEIGHT : 2200 kg (4850 lb)
 UNIT : 1000 kg (1000 lb)



: RATING OVER FRONT



: RATING OVER SIDE OR 360 degree

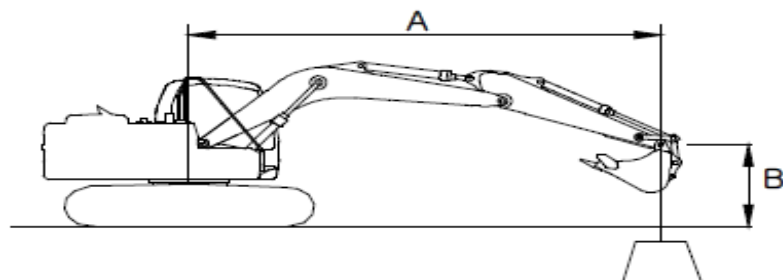
METRIC

A(m) B(m)	2		3		4		5	
7					*3.73	*3.73		
6					*3.39	*3.39	*3.59	3.21
5					*3.61	*3.61	*3.72	3.23
4			*4.25	*4.25	*4.31	*4.31	*4.05	3.21
3					*5.38	4.51	4.58	3.16
2					*6.57	4.38	4.51	3.10
1					6.46	4.27	4.44	3.04
0(GROUND)					6.39	4.21	4.39	3.00
-1			*6.07	*6.07	6.36	4.18	4.37	2.98
-2	*5.42	*5.42	*9.89	6.67	6.37	4.19	4.37	2.98
-3	*9.35	*9.35	*9.47	6.74	6.41	4.23	4.42	3.01
-4			*7.27	6.86	*5.01	4.33		

4.6M 붐 & 2.5M 암 & 0.51^{m³}버킷 & Dozer

DX140LC

- OPTION 4.6m Boom, 2.5m Arm, 600mm Shoe, Dozer Blade (2/2)



TRACK WIDTH : 2.6m (8' 6")
 BLADE WIDTH : 2.6m (8' 6")
 BOOM : 4.6m (15' 1")
 ARM : 2.5m (8' 2")
 BUCKET : SAE 0.51^{m³} (CECE 0.45^{m³}) heaped
 SHOE : 600mm (24")
 COUNTER WEIGHT : 2200 kg (4850 lb)
 UNIT : 1000 kg (1000 lb)



: RATING OVER FRONT



: RATING OVER SIDE OR 360 degree

METRIC

A(m) B(m)	6		MAX. REACH		A(m)
7			*2.88	*2.88	4.24
6			*2.45	*2.45	5.32
5	*2.57	2.35	*2.25	*2.25	6.04
4	3.39	2.36	*2.17	2.02	6.53
3	3.37	2.34	*2.16	1.86	6.83
2	3.33	2.31	*2.20	1.79	6.98
1	3.30	2.28	*2.29	1.78	6.97
0(GROUND)	3.27	2.26	*2.45	1.84	6.82
-1	3.26	2.25	*2.71	1.98	6.51
-2	3.28	2.27	*3.13	2.26	6.01
-3			4.11	2.82	5.24
-4			*4.55	4.11	4.14
-5			*2.88	*2.88	4.24