



A : Load radius from centerline of rotation

B : Load point height











 : Rated lift capacity-over side
(Free on Wheel/Dozer Up)

 : Rated lift capacity-over front
(Free on Wheel/Dozer Up)

Dozer up, Front with 1,600mm(5'3") Arm







Metric

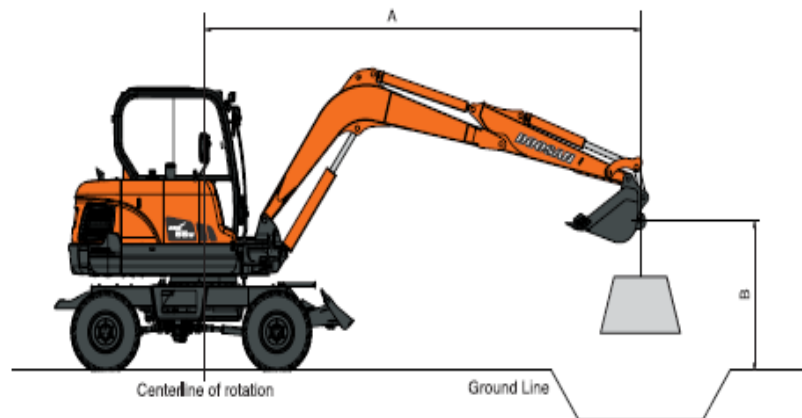
Unit : 1,000kg

A(m)	2		3		4		5		Max. Reach		A(m)
B(m)											
4					*0.98	*0.98			*0.87	0.82	4.54
3					*1.14	0.99	*0.96	0.68	*0.89	0.68	5.03
2	*2.33	*2.33	*1.90	1.47	*1.44	0.95	1.19	0.67	*0.96	0.62	5.25
1	*1.19	*1.19	*2.61	1.38	1.65	0.91	1.17	0.65	1.08	0.60	5.25
0 (Ground)	*2.14	*2.14	2.59	1.34	1.62	0.88	1.15	0.64	1.15	0.64	5.01
-1	*3.38	2.60	2.58	1.34	1.61	0.88			1.34	0.74	4.51
-2	*4.20	2.65	*2.52	1.36					1.93	1.05	3.60

Feet


Unit : 1,000lb


A(ft)	10		15		Max. Reach		A(ft)
B(ft)							
15					*1.96	*1.96	13.44
10			*2.50	1.76	*1.96	1.50	16.44
5	*4.90	3.07	2.98	1.67	2.24	1.33	17.31
0 (Ground)	5.55	2.90	2.91	1.60	2.53	1.40	16.45
-5	5.56	2.90			3.44	1.88	13.45



A : Load radius from centerline of rotation

B : Load point height











 : Rated lift capacity-over side
(Free on Wheel/Dozer Up)

 : Rated lift capacity-over front
(Free on Wheel/Dozer Up)

Dozer up, Rear with 1,600mm(5'3") Arm







Metric

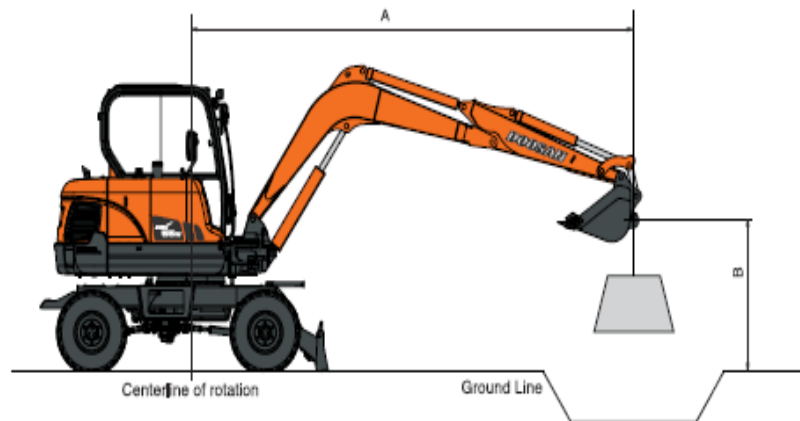
Unit : 1,000kg

A(m)	2		3		4		5		Max. Reach		
B(m)											A(m)
4					*0.98	*0.98			*0.87	0.82	4.54
3					*1.14	0.99	0.79	0.68	0.78	0.68	5.03
2	*2.33	*2.33	1.71	1.47	1.10	0.95	0.77	0.67	0.71	0.62	5.25
1	*1.19	*1.19	1.62	1.38	1.06	0.91	0.65	0.65	0.70	0.60	5.25
0 (Ground)	*2.14	*2.14	1.58	1.34	1.03	0.88	0.64	0.64	0.74	0.64	5.01
-1	3.17	2.60	1.58	1.34	1.02	0.88			0.86	0.74	4.51
-2	3.22	2.65	1.60	1.36					1.22	1.05	3.60

Feet


Unit : 1,000lb


A(ft)	10		15		Max. Reach		
B(ft)							A(ft)
15					*1.96	*1.96	13.44
10				2.02	1.75	1.73	16.44
5	3.58	3.07	1.94	1.67	1.55	1.33	17.31
0 (Ground)	3.40	2.90	1.87	1.60	1.63	1.40	16.45
-5	3.41	2.90			2.19	1.88	13.45



A : Load radius from centerline of rotation

B : Load point height











 : Rated lift capacity-over side
(Free on Wheel/Dozer Up)

 : Rated lift capacity-over front
(Free on Wheel/Dozer Up)

Dozer down, Rear with 1,600mm(5'3") Arm







Metric

Unit : 1,000kg

A(m)	2		3		4		5		Max. Reach		A(m)
B(m)											
4					*0.98	*0.98			*0.87	*0.87	4.54
3					*1.14	*1.14	*0.96	0.87	*0.89	0.87	5.03
2	*2.33	*2.33	*1.90	*1.90	*1.44	1.22	*1.27	0.86	*0.96	0.79	5.25
1	*1.19	*1.19	*2.61	1.82	*1.76	1.17	*1.42	0.84	*1.10	0.78	5.25
0 (Ground)	*2.14	*2.14	*2.95	1.77	*1.97	1.15	*1.42	0.83	*1.35	0.82	5.01
-1	*3.38	*3.38	*2.93	1.77	*1.99	1.14			*1.67	0.96	4.51
-2	*4.20	3.69	*2.52	1.80					*1.94	1.36	3.60

Feet

Unit : 1,000lb

A(ft)	10		15		Max. Reach		A(ft)
B(ft)							
15					*1.96	*1.96	13.44
10			*2.50	2.24	*1.96	1.92	16.44
5	*4.90	4.00	*3.14	2.15	*2.24	1.72	17.31
0 (Ground)	*6.34	3.82	*3.69	2.08	*2.99	1.82	16.45
-5	*6.01	3.82			*3.96	2.45	13.45