

Figure 8

Track Width : 3.9 m (12' 10") Wide Track

Boom : 11.0 m (36' 1")


Arm : 8.0 m (26' 3")

Bucket : Without Bucket

Counterweight : 11,100 kg (24,471 lb)

Shoe : 600 mm (24")

 : Rating Over Front















 : Rating Over Side or 360 degree

Unit : 1,000 kg (1,000 lb)

DS1902683

METRIC

1,000 kg

A (m) \ B (m)	1.5		3		4.5		6		7.5		9		10.5	
														
12														
10.5														
9														
7.5														
6														
4.5														
3					* 12.39	* 12.39	* 12.08	* 12.08	* 9.30	* 9.30	* 7.68	* 7.68	* 6.62	* 6.62
1.5					* 8.32	* 8.32	* 14.04	* 14.04	* 10.59	* 10.59	* 8.56	* 8.56	* 7.25	* 7.25
0			* 5.27	* 5.27	* 8.20	* 8.20	* 14.28	* 14.28	* 11.62	10.98	* 9.33	8.62	* 7.82	6.98
-1.5	* 6.15	* 6.15	* 6.81	* 6.81	* 9.10	* 9.10	* 13.76	* 13.76	* 12.36	10.41	* 9.92	8.17	* 8.29	6.64
-3	* 7.57	* 7.57	* 8.36	* 8.36	* 10.44	* 10.44	* 14.49	13.80	* 12.80	10.08	* 10.34	7.87	* 8.64	6.40
-4.5	* 9.05	* 9.05	* 9.99	* 9.99	* 12.04	* 12.04	* 15.90	13.71	* 12.97	9.91	* 10.55	7.70	* 8.84	6.24
-6	* 10.61	* 10.61	* 11.72	* 11.72	* 13.90	* 13.90	* 16.26	13.76	* 12.89	9.88	* 10.57	7.64	* 8.89	6.17
-7.5	* 12.28	* 12.28	* 13.63	* 13.63	* 16.05	* 16.05	* 15.65	13.95	* 12.54	9.96	* 10.36	7.67	* 8.74	6.19
-9	* 14.11	* 14.11	* 15.76	* 15.76	* 18.60	* 18.60	* 14.69	14.25	* 11.89	10.15	* 9.88	7.80	* 8.35	6.29
-10.5	* 16.14	* 16.14	* 18.22	* 18.22	* 16.86	* 16.86	* 13.27	* 13.27	* 10.85	10.46	* 9.05	8.04	* 7.61	6.50
-12			* 18.75	* 18.75	* 14.01	* 14.01	* 11.23	* 11.23	* 9.25	* 9.25	* 7.66	* 7.66	* 6.24	* 6.24
-13.5									* 6.65	* 6.65				